

# PS-520 5" 20W High Performance Sound Projector Speaker

## User Manual

Dear Customer,

Congratulations on the purchase of your loudspeaker(s). Please read these instructions carefully and keep them for future reference.

### SPECIFICATIONS

< 40 m<sup>2</sup>

5,25" paper cone woofer

5 - 10 - 20 W max vermogen (100 V)

40 W max vermogen (8 Ω)

92 dB

160 Hz - 12 kHz frequentiebereik

169 x 217 mm (Ø x d)

1,6 kg / stuk

ABS

waterproof (IP66)

vorstvrij

muurbeugel

portée < 40 m<sup>2</sup>

woofer 5,25" cône papier

puissance max. (100 V) 5 - 10 - 20 W

puissance max. (8 Ω) 40 W

92 dB

plage de fréquences 160 Hz - 12 kHz

169 x 217 mm (Ø x p)

1,6 kg / pièce

ABS

résistant aux éclaboussures (IP66)

résistant au gel

équerre

< 40m<sup>2</sup> range

5,25" paper cone woofer

5 - 10 - 20W max. power (100V)

40W max. power (8Ω)

92dB

160Hz - 12kHz frequency range

169 x 217 mm (Ø x d)

1,6kg / piece

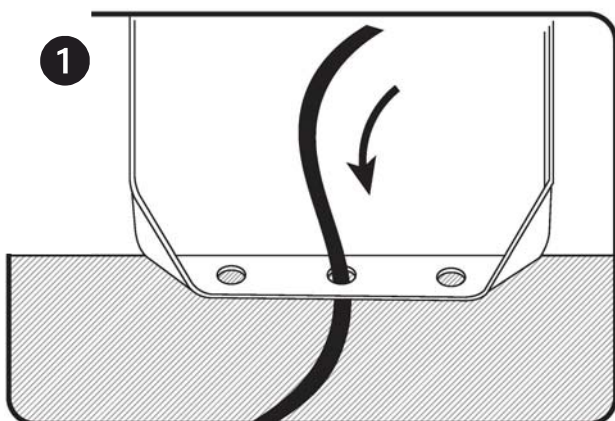
ABS

waterproof (IP66)

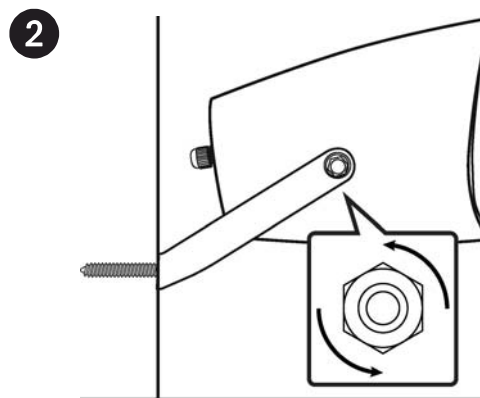
frost-free

wall-bracket

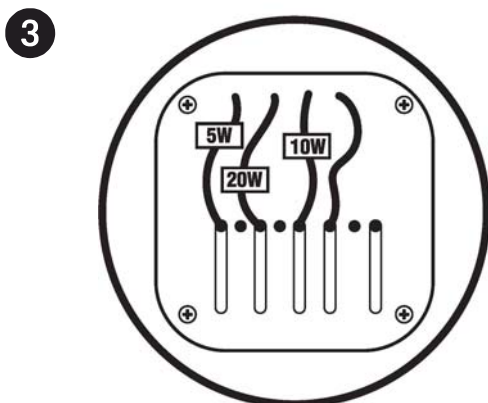
### INSTALLATION



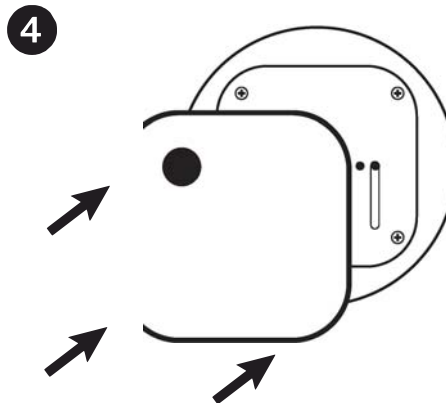
- Feed the cable through the opening provided in the bracket and attach the bracket to the wall.



- Attach the speaker and adjust it by means of the included screws.



- Connect the cables to the appropriate capacity: black (com) in combination with 5W (yellow) - 10W (red) - 20W (blue).



- Press the cover panel against the speaker.